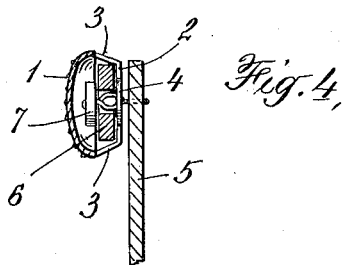
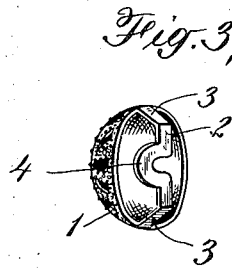

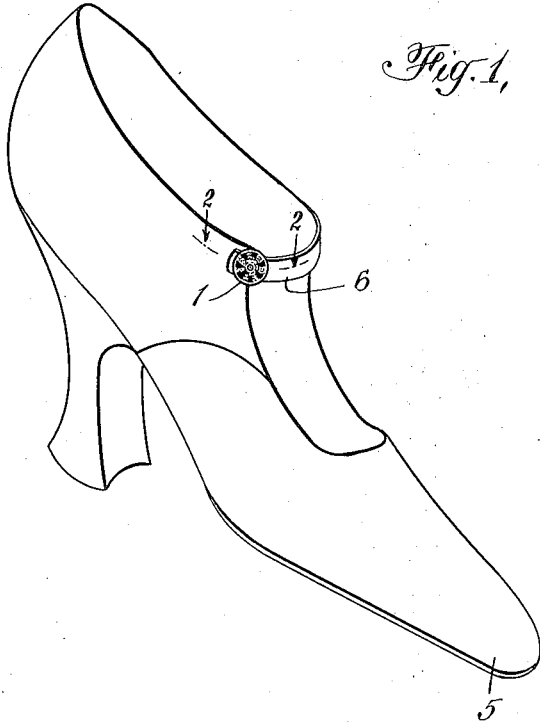


T. H. FISHEL.
ORNAMENTAL COVERING FOR SHOE BUTTONS.
APPLICATION FILED JAN. 25, 1922.

1,419,034.

Patented June 6, 1922.



INVENTOR
Theodore H. Fishel
BY *Peter W. ...*
ATTORNEY

UNITED STATES PATENT OFFICE.

THEODORE H. FISHEL, OF NEW ROCHELLE, NEW YORK, ASSIGNOR TO FISHEL NESSLER COMPANY, A CORPORATION OF NEW YORK.

ORNAMENTAL COVERING FOR SHOE BUTTONS.

1,419,034.

Specification of Letters Patent. Patented June 6, 1922.

Application filed January 25, 1922. Serial No. 531,825.

To all whom it may concern:

Be it known that I, THEODORE H. FISHEL, a citizen of the United States, residing at the city of New Rochelle, in the county of Westchester and State of New York, have invented certain new and useful Improvements in Ornamental Coverings for Shoe Buttons, of which the following is a specification.

10 This invention relates to improvements in ornamental coverings for the buttons of women's low shoes.

Certain styles of women's low shoes, such as oxford ties, have straps that fasten with shoe-buttons over the instep or about the ankle. As the buttons detract from the appearance of the shoe, it has been proposed to provide coverings that serve to conceal the unsightly buttons and afford a source of ornamentation.

20 My invention aims to provide an ornamental covering of such construction that it will be self-centering with respect to the button, and will be unlikely to become accidentally displaced, when applied thereon.

To these ends my invention comprises a covering having a fastening element provided with a substantially U-shaped bend in its own plane, the arms of which bent portion are arranged to engage about the shank of the shoe-button so as to center the covering with respect to the button.

The invention is susceptible of embodiment in ornamental coverings of various shapes, sizes and designs, one of which is illustrated in the accompanying drawings, in which:

40 Figure 1 is a perspective view of a shoe showing the ornamental covering applied to the button;

Figure 2 is a section through the button and covering, on the line 2—2 of Fig. 1;

Figure 3 is a perspective rear view of a detached covering; and,

Figure 4 is a cross-section on the line 4—4 45 of Fig. 2.

Referring now to the drawings, 1 indicates the covering element having its front ornamented in any desired manner. The covering may be of any suitable size and con- 50 figuration, but it is preferably dishd, as shown, to entirely conceal the button when applied thereon.

The fastening element comprises a bar 2 having its end portions 3 bent upwards and 55 attached to the rear of the covering 1 at diametrically opposite points thereof. The body portion of the bar 2 is formed with a substantially U-shaped bend 4 in its own plane intermediate its ends. 60

5 indicates a conventional woman's low shoe having a strap 6 that fastens over the instep by means of a shoe-button 7. In applying the covering to the shoe, the strap 6 is inserted between the fastening element 65 2 and the rear of the covering element 1, with the opening of the U-shaped bend 4 directed towards the shoe-button 7. After the strap has been fastened on the button, the covering is slid toward and over 70 the button in which latter position the arms of the bend 4 engage about the shank of the button 7 as seen in Figures 2 and 4. The engagement of the U-shaped bend about the shank of the button serves to center 75 the covering with respect to the button and to hold the covering securely in place over the button.

What I claim is:

As a new article of manufacture, a shoe 80 button covering comprising an ornamental covering member, and a fastening member having its ends bent outward and secured to the rear of the covering member at diametrically opposite points and having a substantially U-shaped bend in its own plane intermediate its ends. 85

THEODORE H. FISHEL.